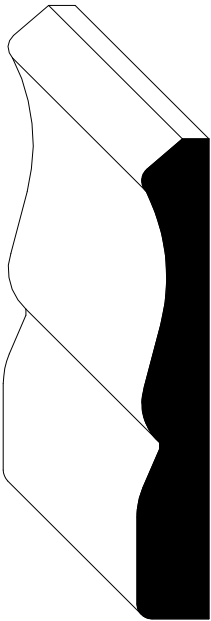
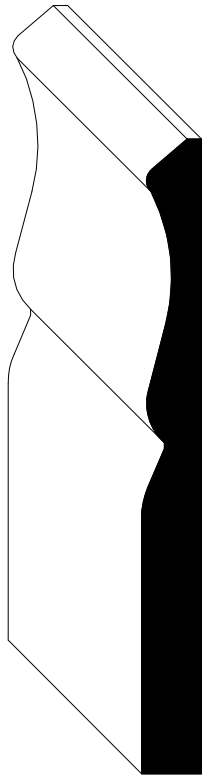


# Spruce Mouldings

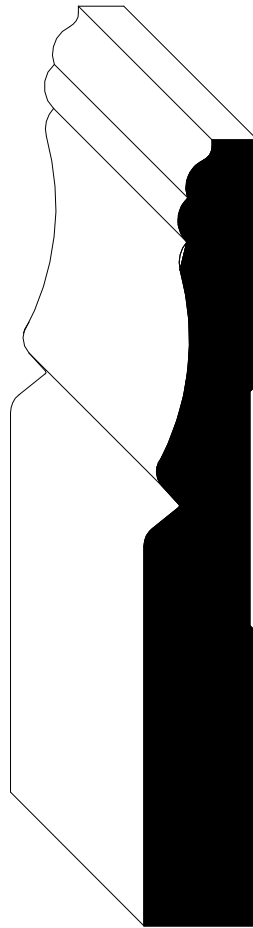
PROFILE ILLUSTRATIONS



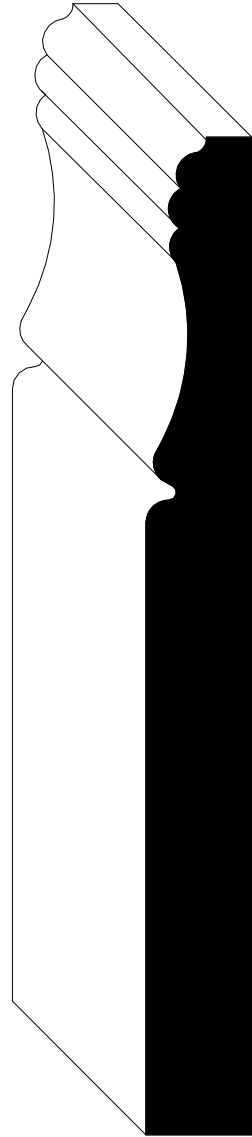
#5101  
Casing  
2 1/2" x 3/8"  
matching base #5106



#5106  
Base  
Same knife as #6214



#5224  
Colonial Base  
4 1/8" x 9/16"

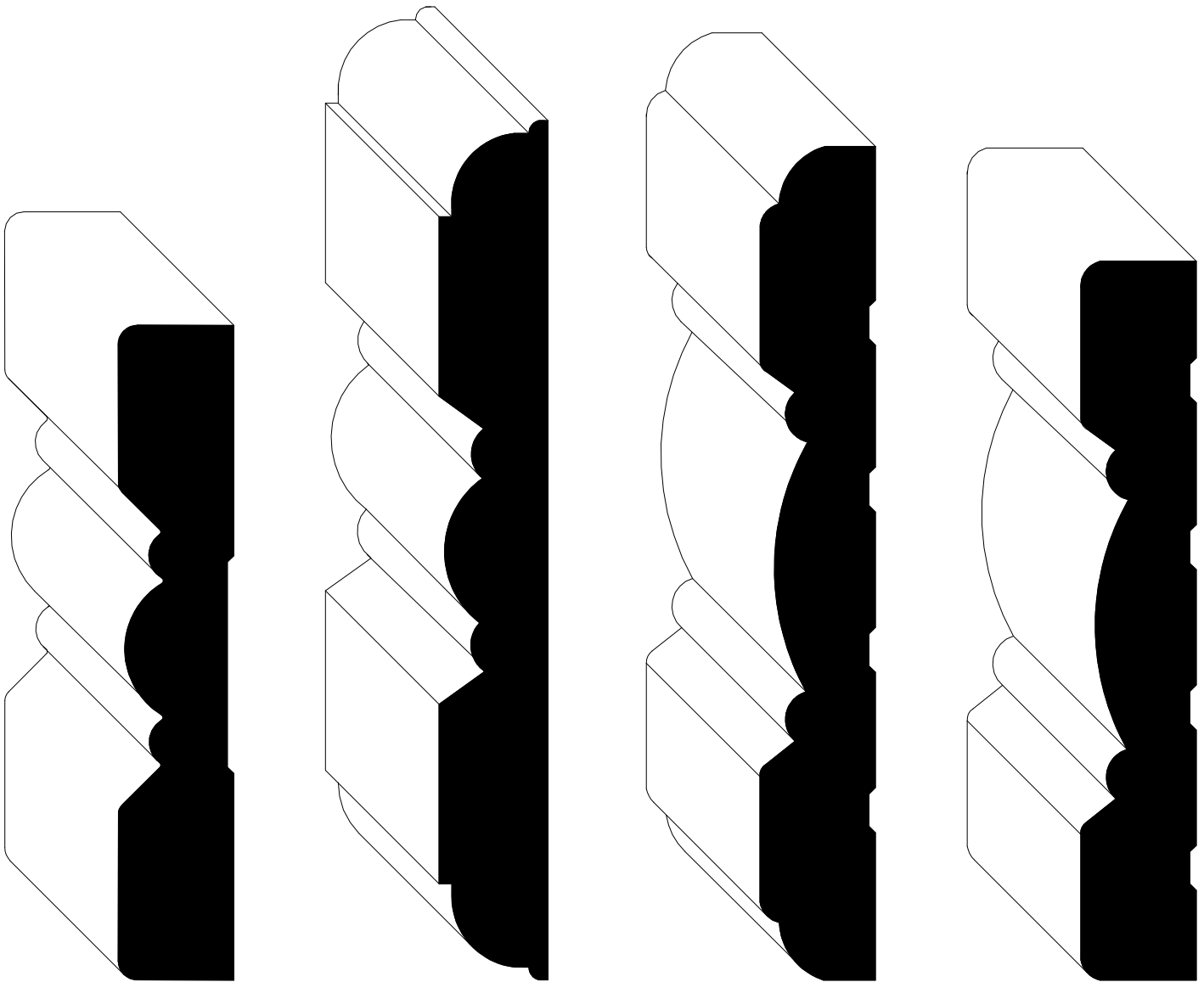


#5225  
Colonial Base  
5 1/4" x 1/2"

Specifications Subject To Change Without Notice

# Spruce Mouldings

PROFILE ILLUSTRATIONS



#5114  
4" MacDonald Casing  
4" x 11/16"

#5115  
Wide MacDonald Casing  
5 1/4" x 11/16"

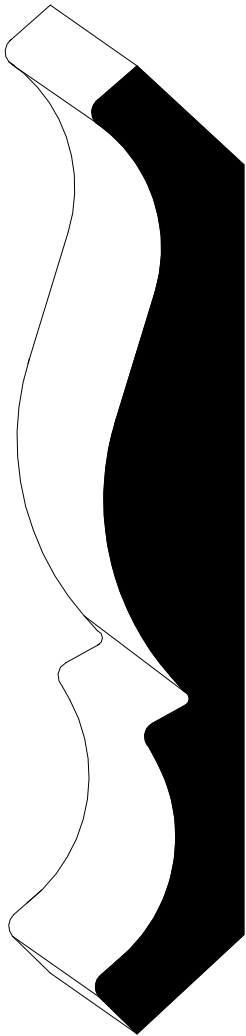
#5230  
Islander Casing  
5 1/8" x 11/16"

#5234  
Narrow Islander Casing  
4 3/8" x 11/16"


Specifications Subject To Change Without Notice

# Spruce Mouldings


PROFILE ILLUSTRATIONS




#5305  
Crown  
4 7/8" x 3/4"



#5306  
Crown  
3 1/2" x 5/8"



#5307  
Crown  
3 5/8" x 3/4"




#5308  
Crown  
5 1/2" x 1 1/4"


Specifications Subject To Change Without Notice

# Spruce Mouldings


PROFILE ILLUSTRATIONS



#5313  
Rake Mould  
2 3/8" x 7/8"



#5314  
Rake Mould  
2 7/8" x 1 1/8"

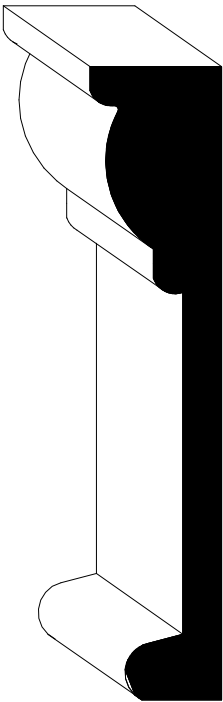


#5361  
Outside Corner  
1/2" x 1/2"

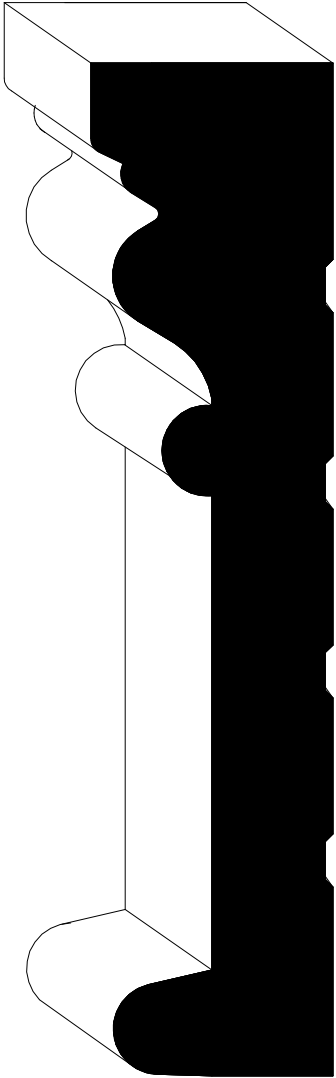
Specifications Subject To Change Without Notice

# Spruce Mouldings

PROFILE ILLUSTRATIONS



#5510  
Milton Header  
3 3/8" x 3/4"




#5501  
Boston Header  
5 1/4" x 1 1/4"

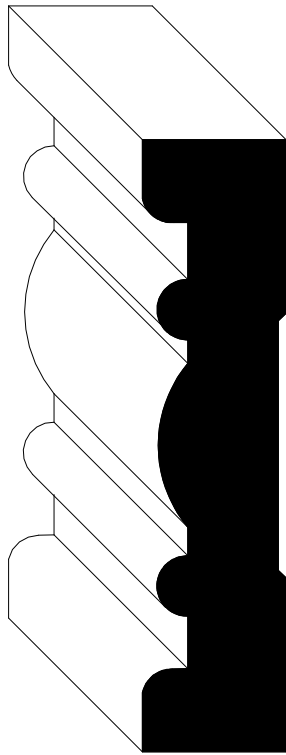
Specifications Subject To Change Without Notice

# Custom Mouldings

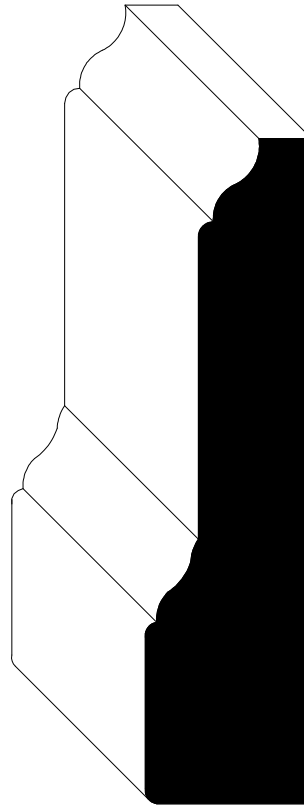
PROFILE ILLUSTRATIONS



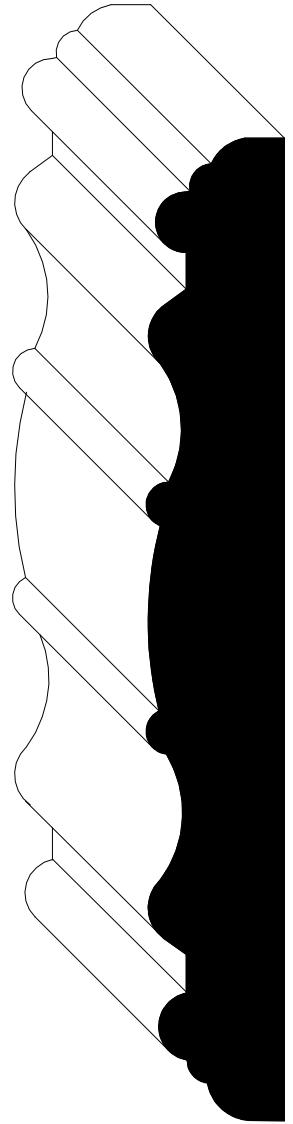
#6101  
Rounded Casing  
2 1/2" x 5/8"



#6102  
Casing  
3 3/16" x 3/4"  
matching base #6202



#6103  
West Street Casing  
3 1/2" x 7/8"  
matching base #6203



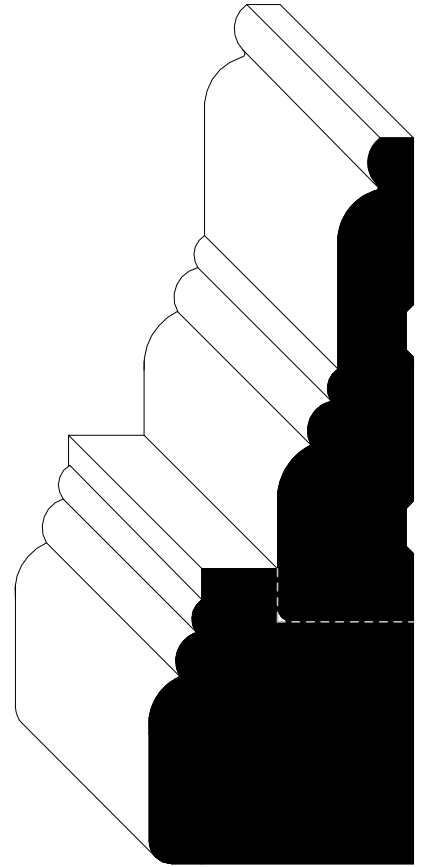
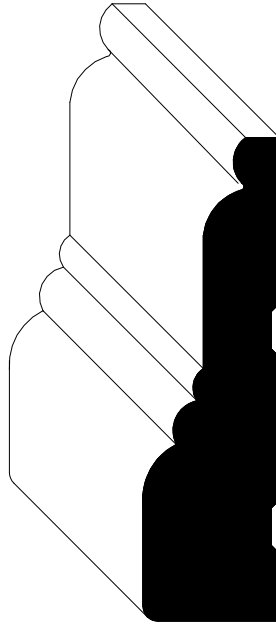
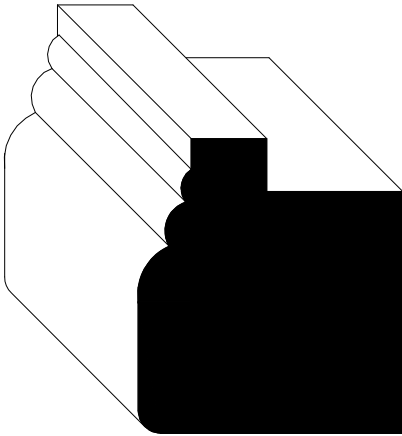
#6104  
Casing  
5 1/8" x 3/4"

Specifications Subject To Change Without Notice

# Custom Mouldings

PROFILE ILLUSTRATIONS


# 6105  
2-Piece Casing  
Cap - 1 1/2" x 1 3/8"  
Casing - 2 1/2" x 1 11/16"  
matching base #6205



Specifications Subject To Change Without Notice

# Custom Mouldings

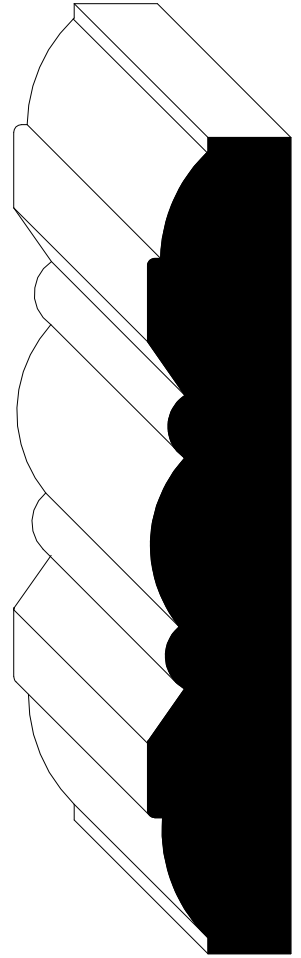
PROFILE ILLUSTRATIONS



#6107  
Eased 2 Edges Casing  
2 3/8" x 1 1/16"



#6108  
Eased 2 Edges Casing  
3 1/4" x 1/2"



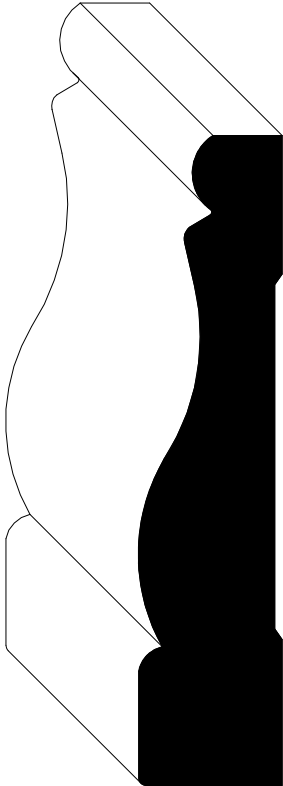
#6109  
Casing  
4 1/4" x 3/4"

Specifications Subject To Change Without Notice

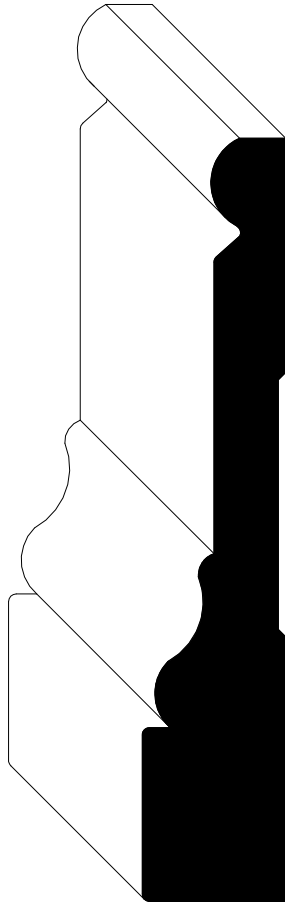


# Custom Mouldings


PROFILE ILLUSTRATIONS



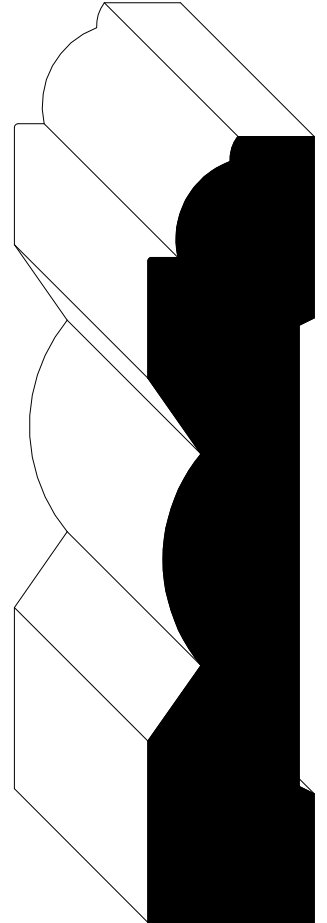
#6110  
Casing  
3 3/8" x 3/4"  
Matching Base #6221



#6111  
Casing  
4" x 3/4"



#6112  
Fluted Casing  
3 3/8" x 5/8"

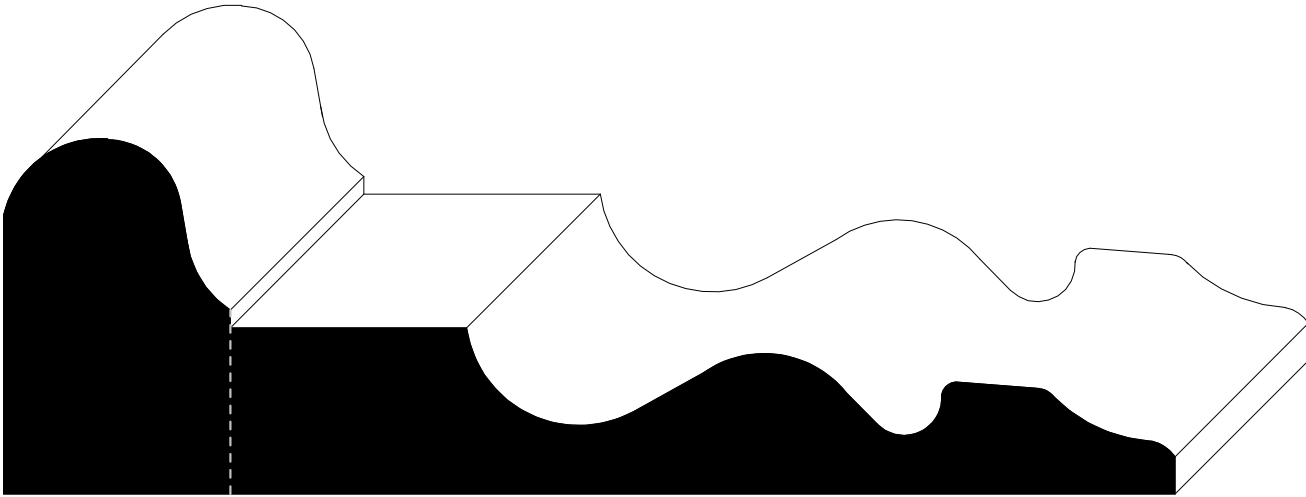
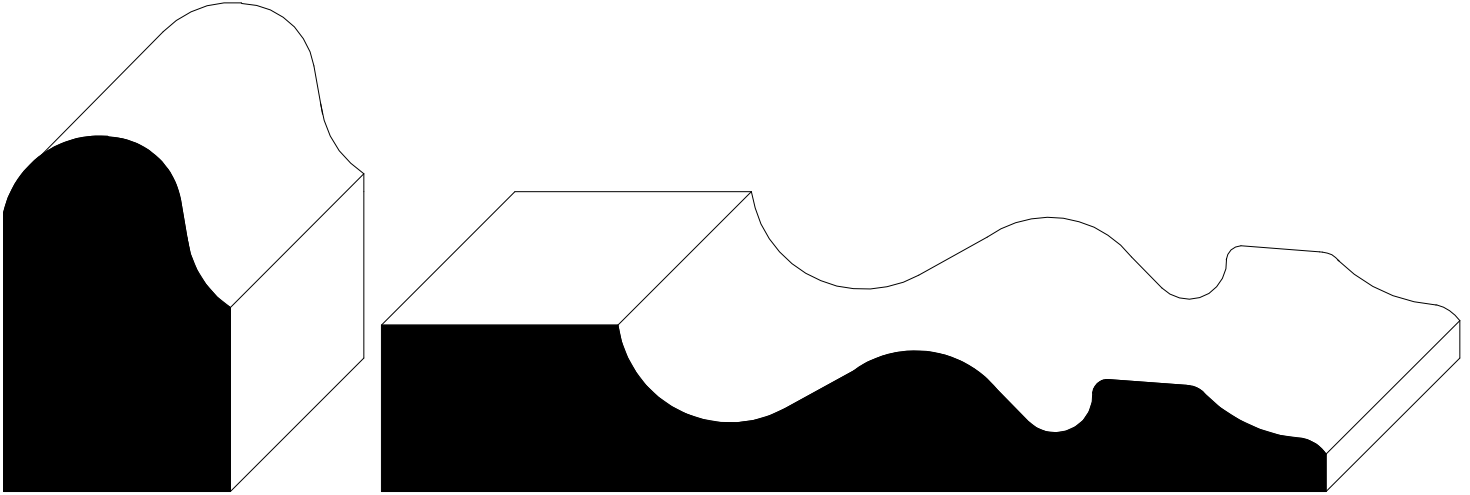


#6114  
Casing  
4 1/8" x 7/8"

Specifications Subject To Change Without Notice

# Custom Mouldings

PROFILE ILLUSTRATIONS




#6115  
5" x 7/8" Casing  
1 1/4" x 1 7/8" Cap

Specifications Subject To Change Without Notice


Coles Moulding and Woodworking Ltd., 189 New Glasgow Road - Rte 224, North Milton, PEI, C1E 0S7 Phone/Fax (902) 368-1690

# Custom Mouldings


PROFILE ILLUSTRATIONS



#6116-1  
3-Piece Casing  
1 7/8" x 1" Casing - Top Piece



#6116-2  
3-Piece Casing  
4 1/8" x 1" Casing - Middle Piece

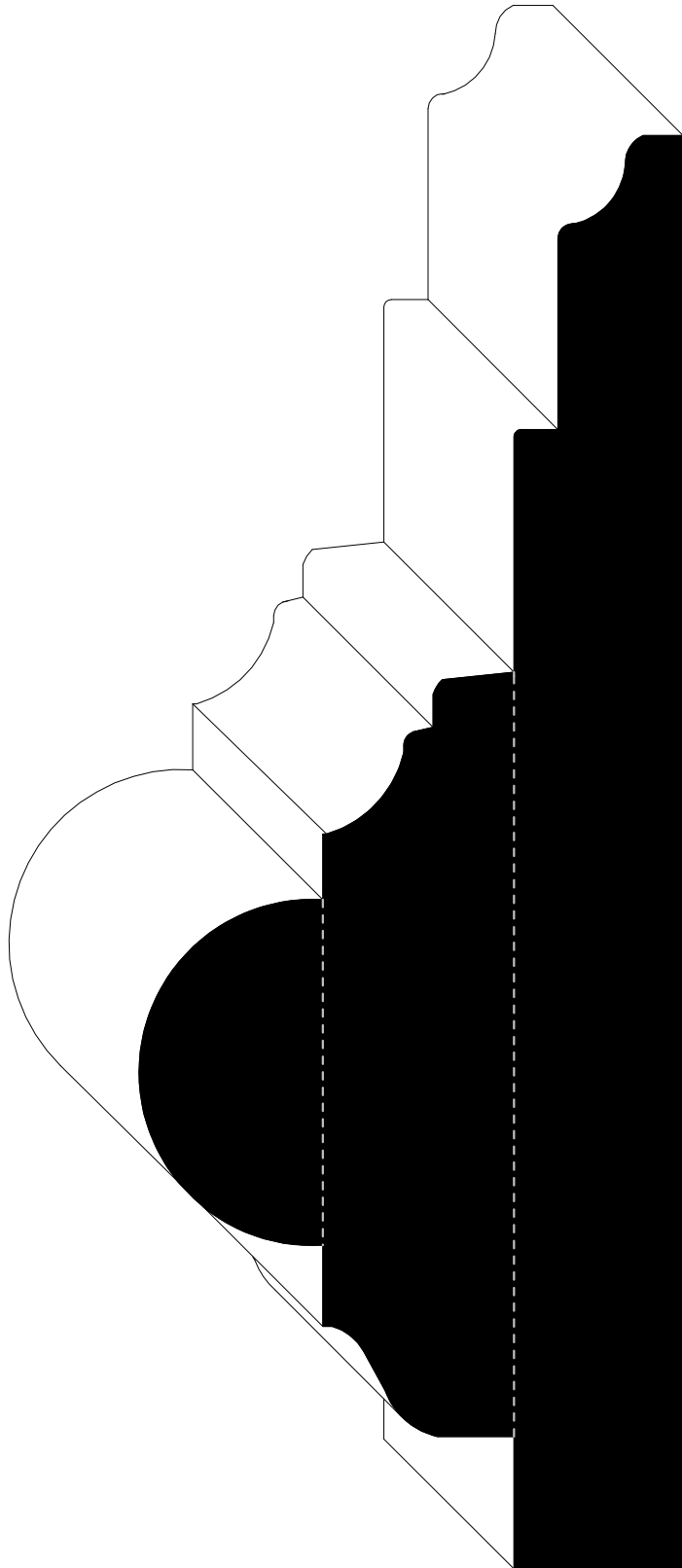


#6116-3  
3-Piece Casing  
7 3/4" x 7/8" Casing - Bottom Piece

Specifications Subject To Change Without Notice

# Custom Mouldings

PROFILE ILLUSTRATIONS

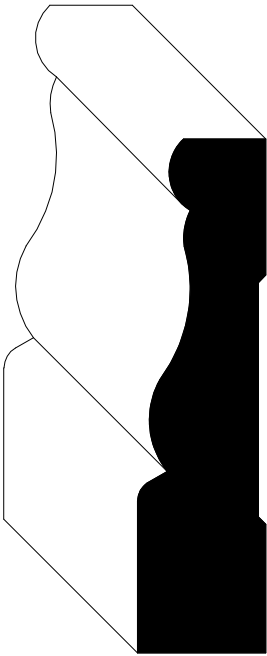


#6116  
3-Piece Casing  
7 3/4" x 3" Casing - Complete


Specifications Subject To Change Without Notice

# Custom Mouldings


PROFILE ILLUSTRATIONS




#6117  
Casing  
2 11/16" x 11/16"



#6118  
Casing  
2 7/8" x 5/8"



#6119  
Casing  
3 3/4" x 3/4"

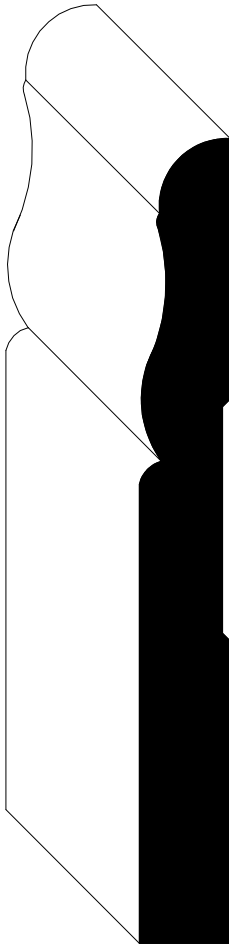


#6122  
Casing  
3 3/8" x 9/16"

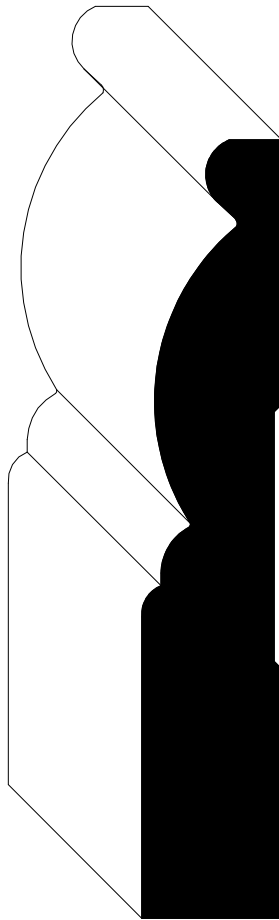
Specifications Subject To Change Without Notice

# Custom Mouldings

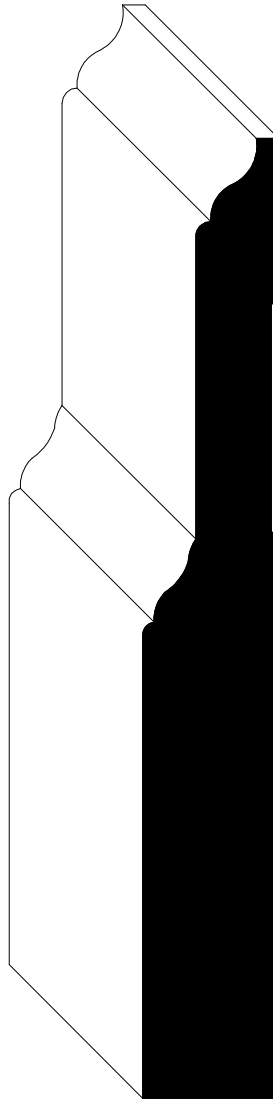
PROFILE ILLUSTRATIONS




#6201  
4 1/2" x 1/2"  
matched with #5101



#6202  
Base  
4 1/16" x 3/4"  
matching casing #6102



#6203  
West Street Base  
5" x 11/16"  
matching casing#6103




#6204  
Base  
5 7/8" x 5/8"


Specifications Subject To Change Without Notice

# Custom Mouldings

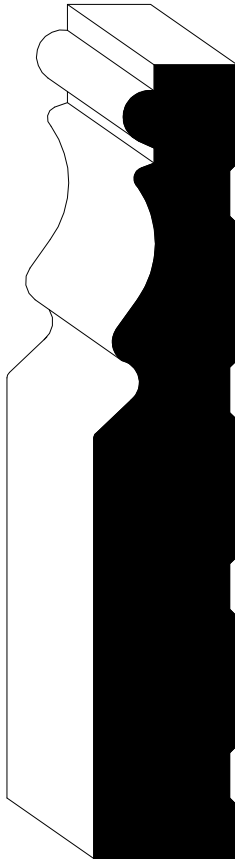
PROFILE ILLUSTRATIONS




#6208  
Eased 1 Edge Base  
3 1/4" x 1/2"




#6209  
Base  
4" x 1/2"



#6210  
Base  
4 1/8" x 3/4"



#6212  
Fluted Base  
5 3/16" x 1/2"  
matching casing #6112

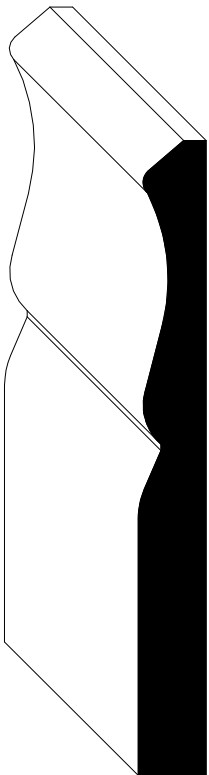


#6213  
Base  
3 1/2" x 3/4"

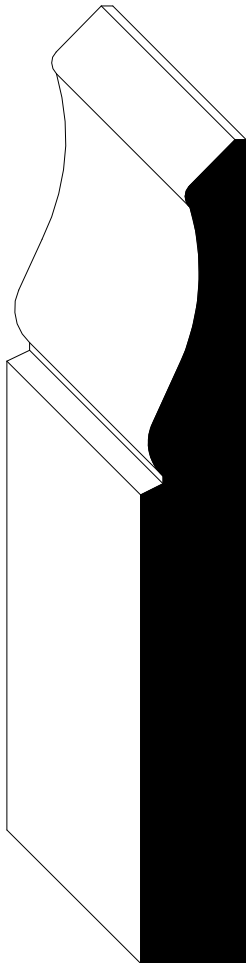
Specifications Subject To Change Without Notice

# Custom Mouldings


PROFILE ILLUSTRATIONS




#6214  
Base  
3 5/16" x 3/8"



#6215  
Base  
4 1/4" x 1/2"



#6216  
Base  
6 1/4" x 3/4"




#6217  
Base  
7 1/4" x 15/16"

Specifications Subject To Change Without Notice

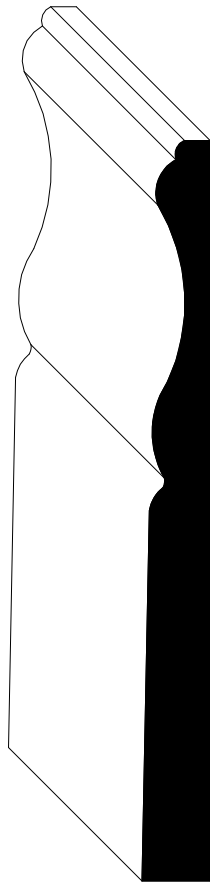


# Custom Mouldings


PROFILE ILLUSTRATIONS




#6218  
Base  
5 1/8" x 9/16"



#6219  
Base  
3 7/8" x 3/8"



#6220  
Base  
3 7/16" x 1/2"

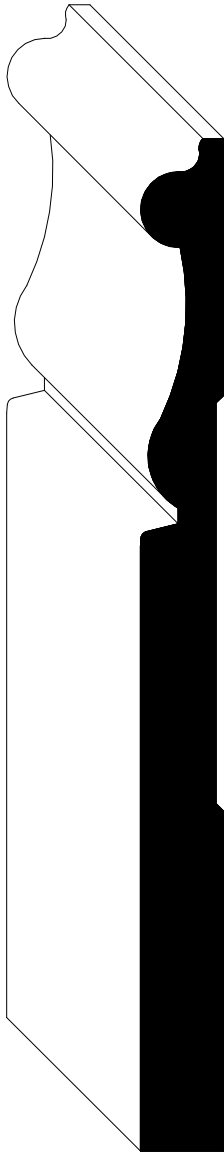


#6221  
Base  
5 1/4" x 3/4"  
Matching Casing #6110

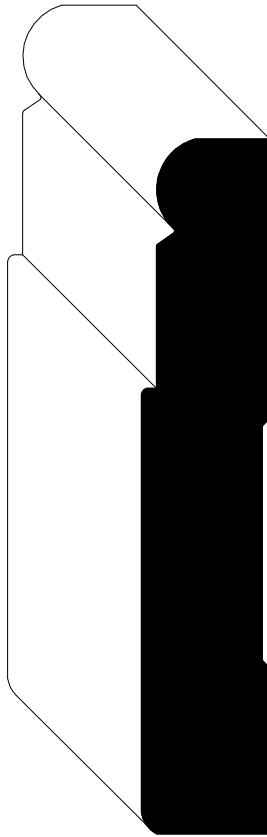
Specifications Subject To Change Without Notice

# Custom Mouldings

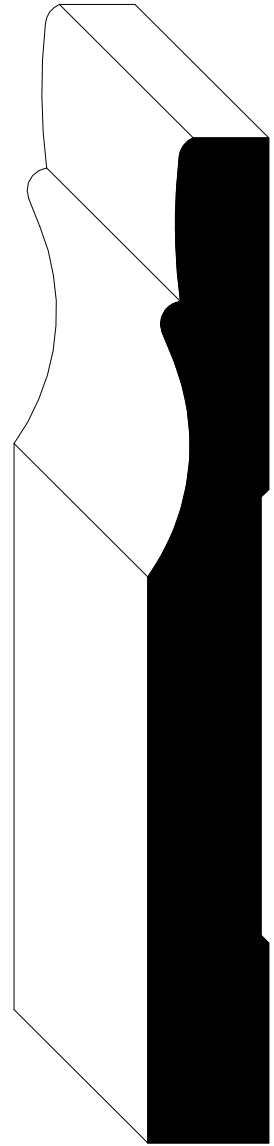
PROFILE ILLUSTRATIONS



#6222  
Base  
5 1/4" x 7/16"



#6223  
Base  
4 5/8" x 11/16"

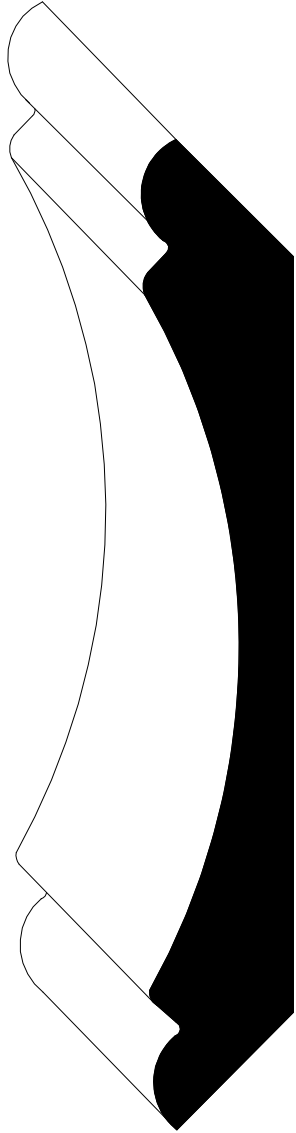


#6224  
Base  
5 1/4" x 5/8"


Specifications Subject To Change Without Notice

# Custom Mouldings

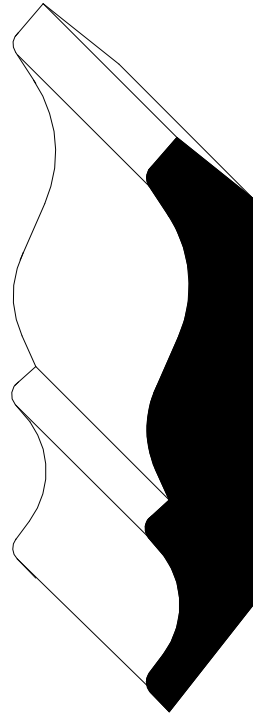
PROFILE ILLUSTRATIONS



#6303  
Beaded Cove  
5 1/8" x 3/4"



#6307  
Crown  
4" x 11/16"

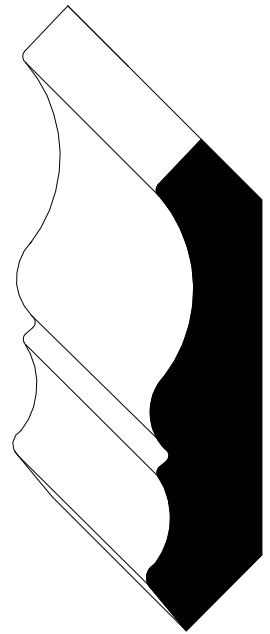


#6308  
Crown  
3" x 1/2"

Specifications Subject To Change Without Notice

# Custom Mouldings

PROFILE ILLUSTRATIONS




#6301  
Crown  
2 1/2" x 5/8"

Specifications Subject To Change Without Notice

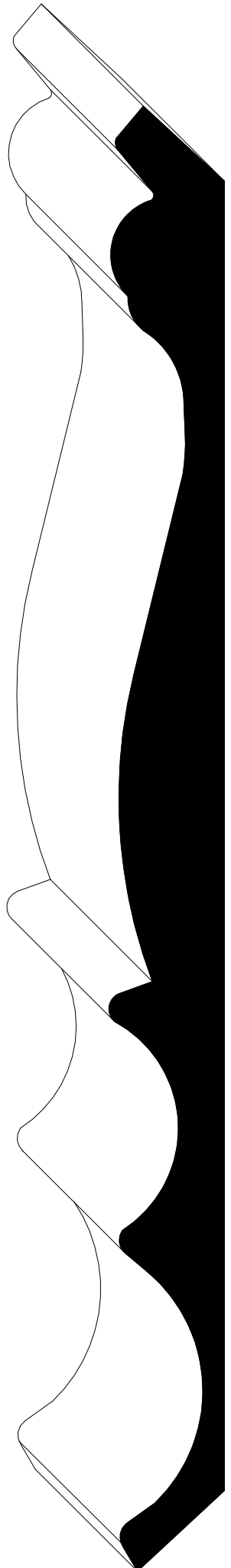
# Custom Mouldings

PROFILE ILLUSTRATIONS

#6305  
Crown  
7 1/2" x 3/4"




#6306  
Crown  
10" x 13/16"



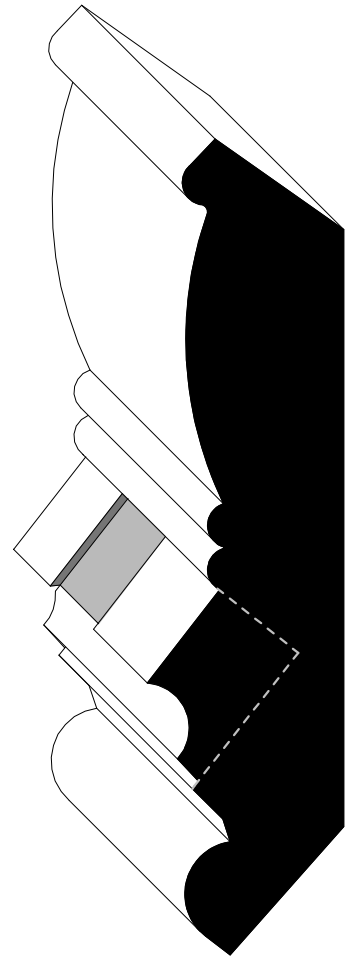
Specifications Subject To Change Without Notice

# Custom Mouldings

PROFILE ILLUSTRATIONS



#6309  
Crown  
4 1/2" x 9/16"

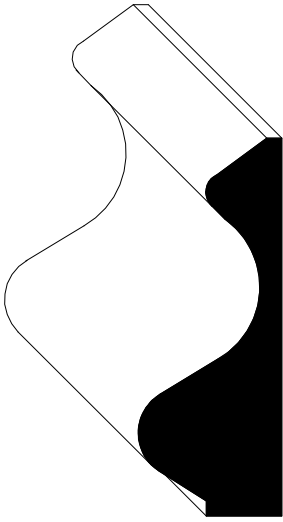


#6310  
Crown  
4 1/4" x 7/8"  
4 1/4" x 1" with dental insert  
7/8" x 1/2" dental insert

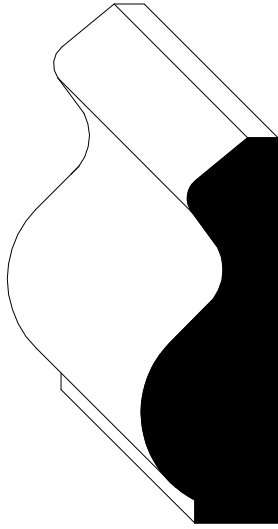
Specifications Subject To Change Without Notice

# Custom Mouldings

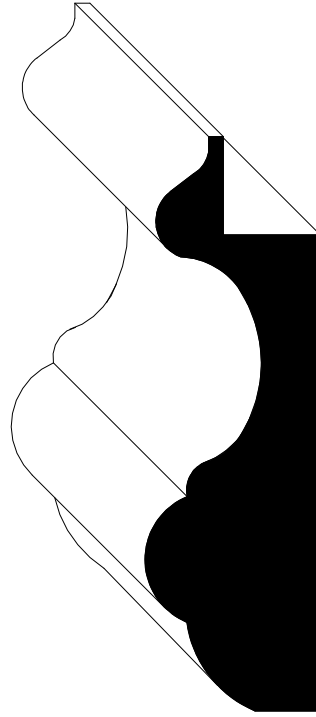
PROFILE ILLUSTRATIONS



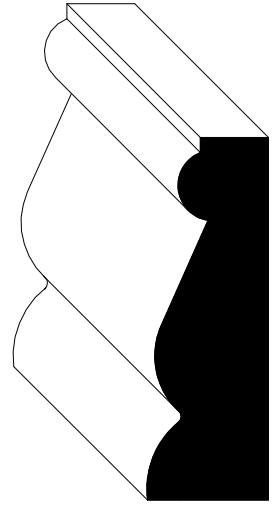
#6401  
Base Cap  
2" x 3/4"




#6402  
Base Cap  
2" x 11/16"




#6403  
Mirror Frame  
3" x 15/16"



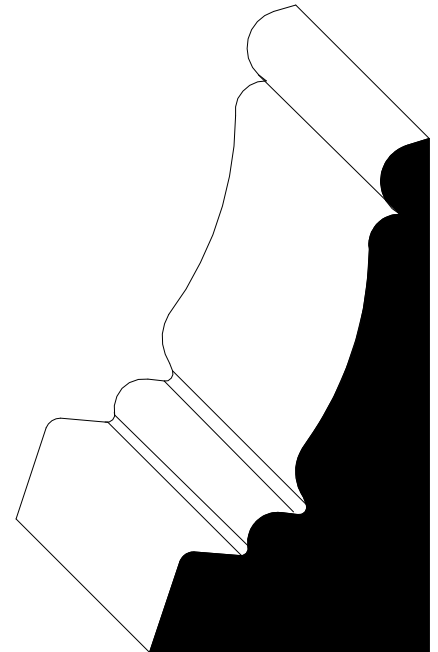
#6404  
Base Cap  
1 7/8" x 5/8"



#6405  
Sill Cap  
2 3/16" x 7/16"



#6406  
Beaded Cove  
2 3/4" x 1 9/16"

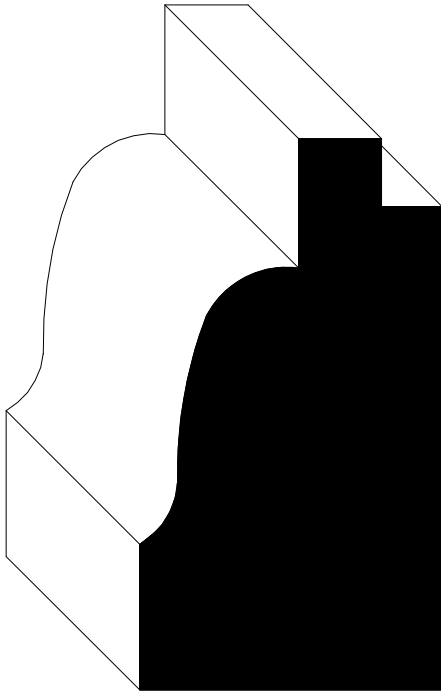


#6407  
Beaded Cove  
2 11/16" x 1 7/16"

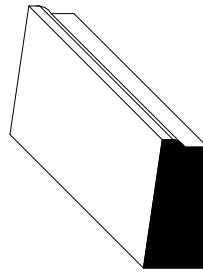
Specifications Subject To Change Without Notice

# Custom Mouldings

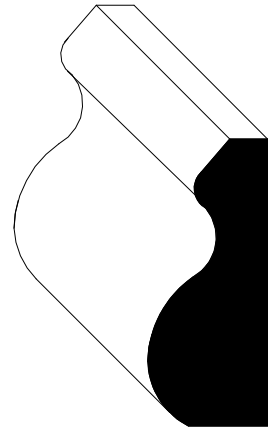
PROFILE ILLUSTRATIONS




#6408  
Rake Mould  
2 7/8" x 1 5/8"



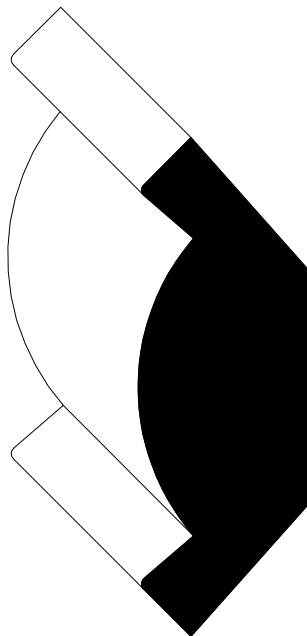
#6409  
Glass Stop  
1 1/16" x 5/16"



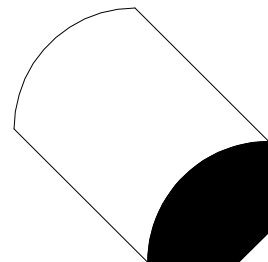
#6410  
Base Cap  
1 1/2" x 5/8"



#6411  
Door Cap  
2" x 1 1/16"



#6412  
Cove  
1 3/4" x 1 3/4"



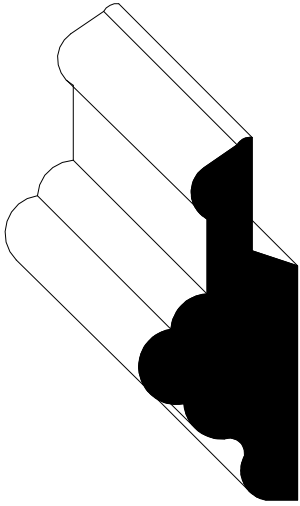
#6413  
Quarter Round  
5/8" x 5/8"

Specifications Subject To Change Without Notice

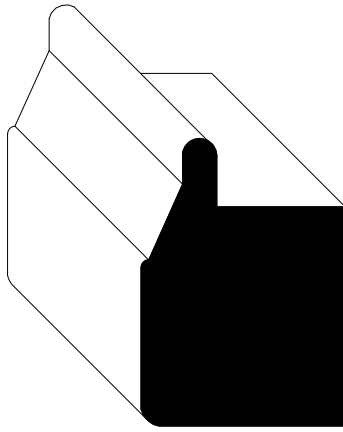


# Custom Mouldings

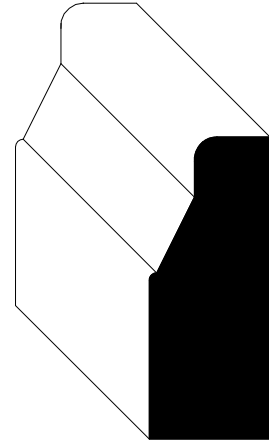
PROFILE ILLUSTRATIONS



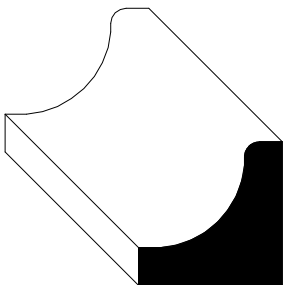
#6414  
Picture Frame  
1 7/8" x 13/16"



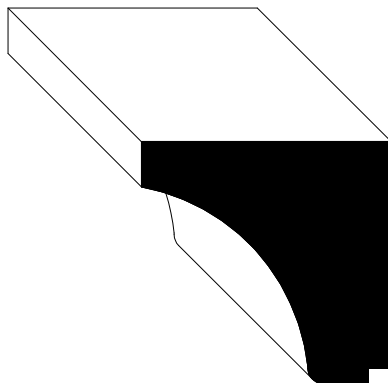
#6415  
Cap  
1 1/2" x 1 1/16"



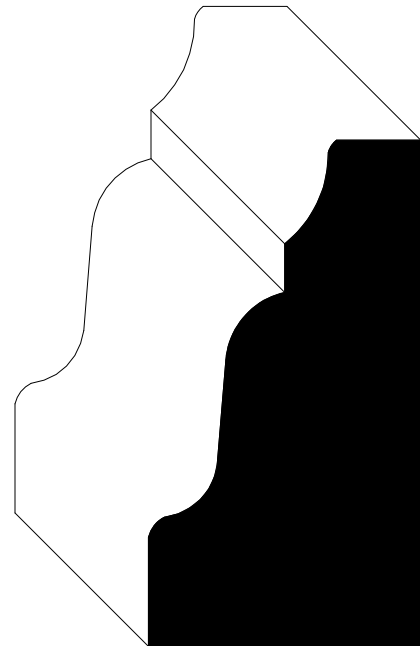
#6416  
Base Cap  
1 5/8" x 9/16"  
Same profile as #6415



#6419  
Ogee Base Cap  
3/4" x 3/4"



#6418  
Ogee Cap  
1 1/4" x 1 1/4"




#6417  
Rake Mould  
2 5/8" x 1 7/16"  
Same profile as #5314

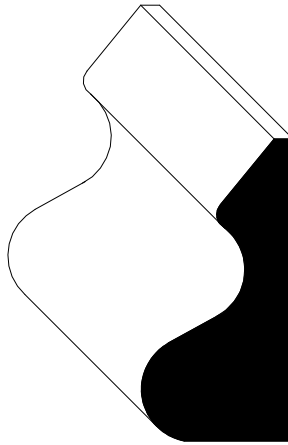
Specifications Subject To Change Without Notice

# Custom Mouldings


PROFILE ILLUSTRATIONS



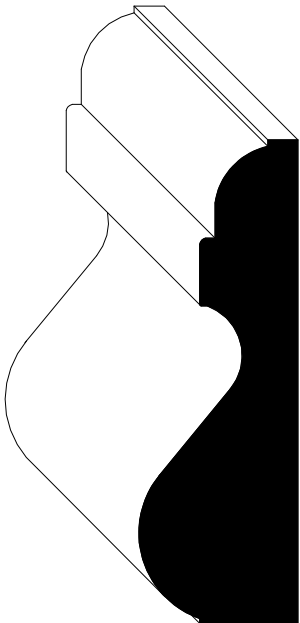
#6420  
Rake Mould  
2 3/4" x 1 3/8"




#6421  
Base Cap  
1 5/8" x 3/4"



#6422  
Chair Rail  
1 5/8" x 7/8"



#6423  
Base Cap  
2 1/2" x 13/16"

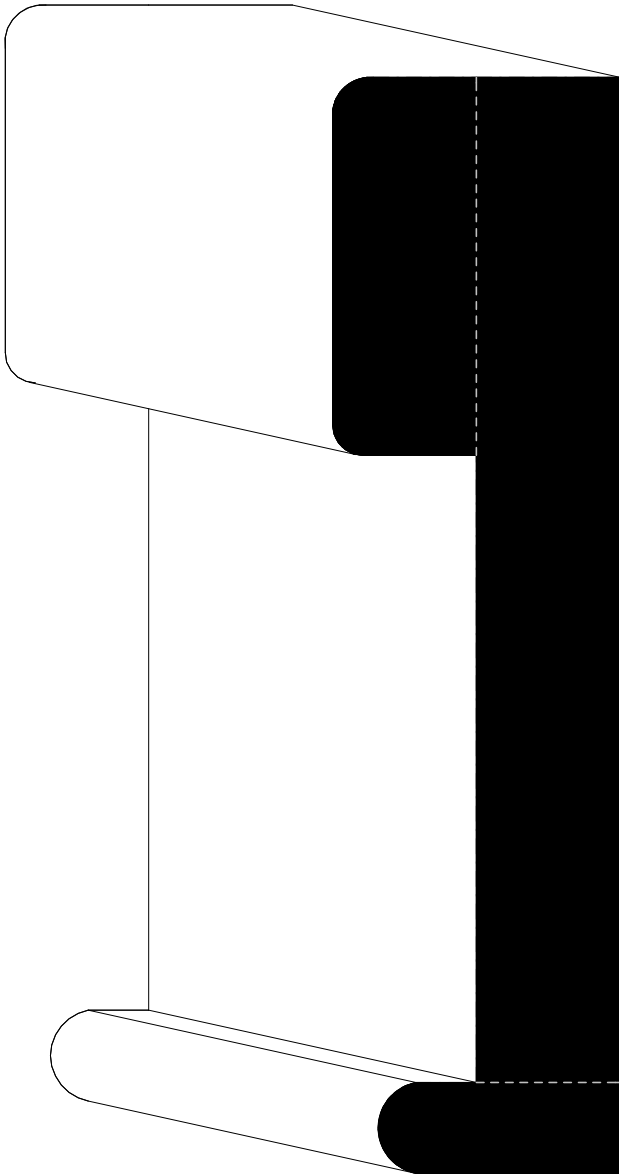


#6424  
Cove  
1 1/2" x 1 1/2"

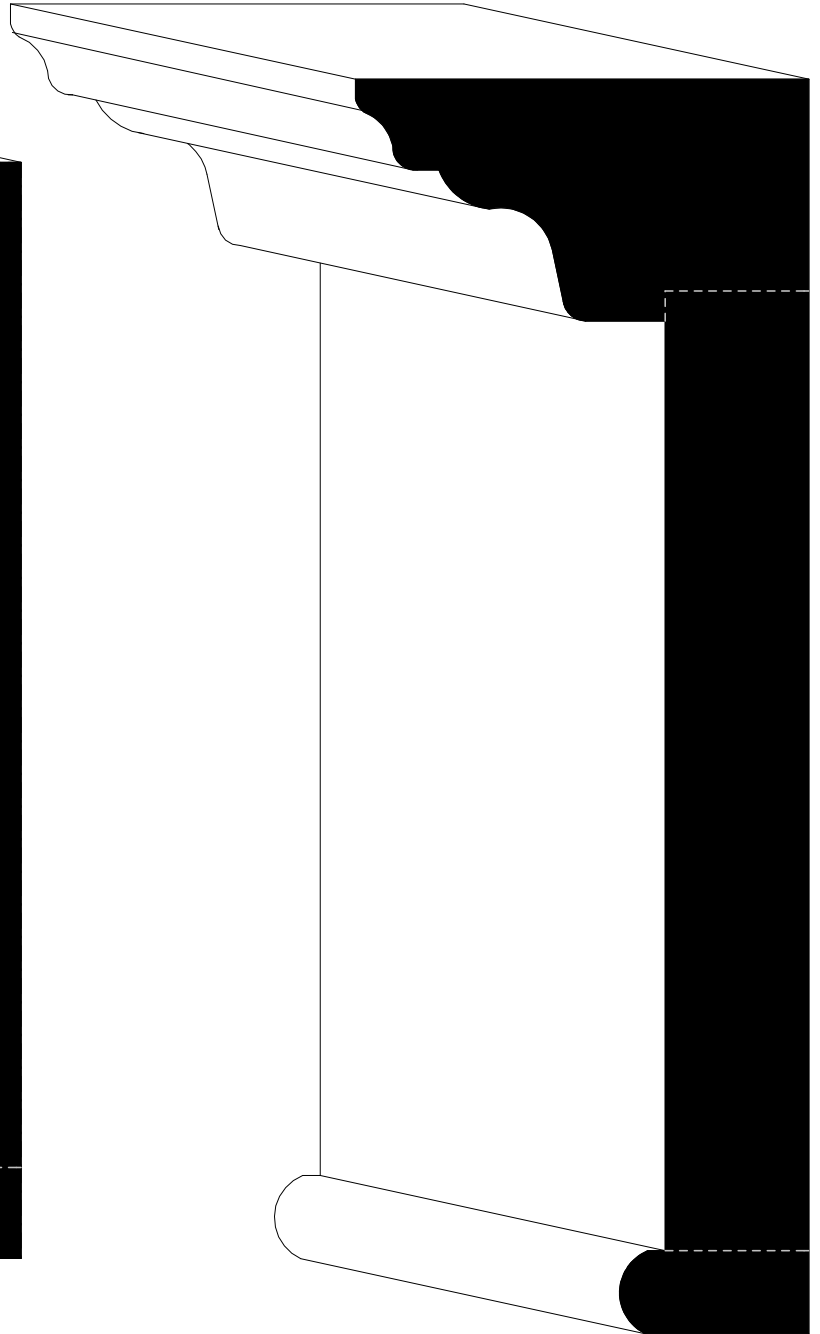
Specifications Subject To Change Without Notice

# Custom Mouldings

PROFILE ILLUSTRATIONS



#6501  
3-Piece Header  
Top - 1 15/16" x 3/4"  
Middle - 5 1/4" x 3/4"  
Ribbon - 1 1/4" x 1/2"

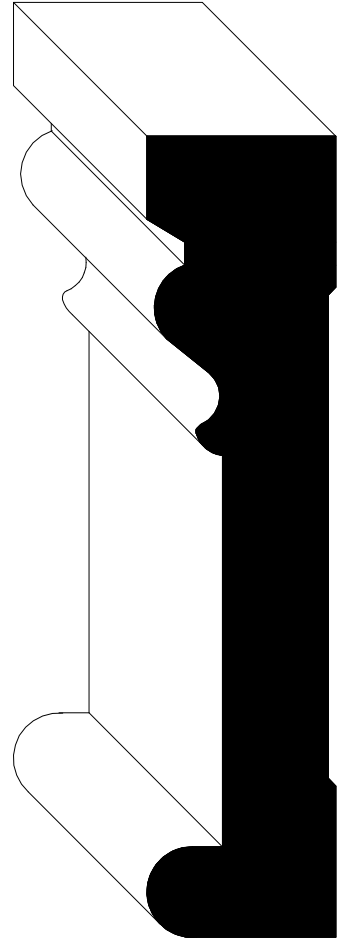


#5530  
3-Piece Header  
Top - 2 3/8" x 1 1/4"  
Middle - 5 1/4" x 3/4"  
Ribbon - 1 1/4" x 1/2"

Specifications Subject To Change Without Notice

# Custom Mouldings

PROFILE ILLUSTRATIONS

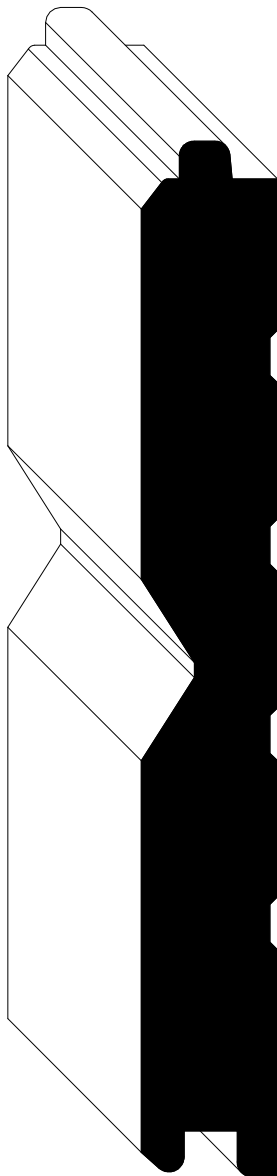


#6502  
Header  
4 1/4" x 1"

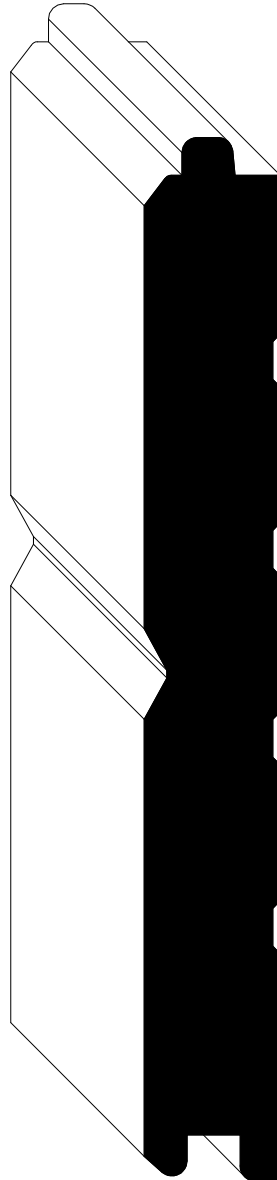
Specifications Subject To Change Without Notice

# Custom Mouldings


PROFILE ILLUSTRATIONS



#6701  
Wall Board  
5 3/8" x 3/4"



#6702  
Wall Board  
5 1/2" x 3/4"

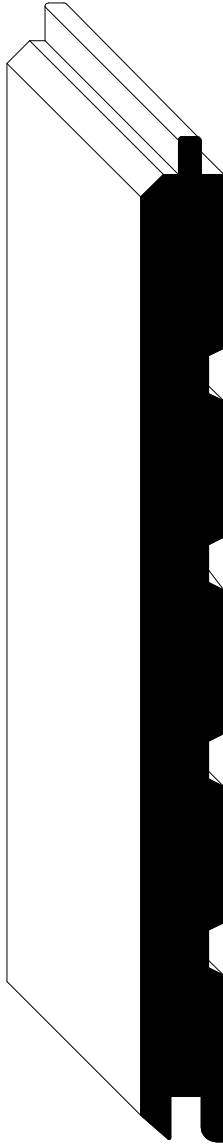


#6703  
Wall Board  
6 1/2" x 3/4"

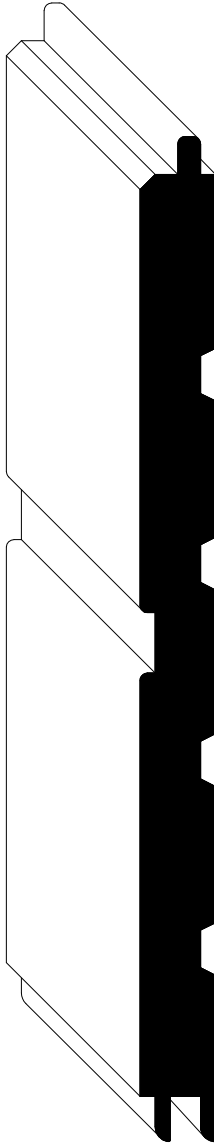
Specifications Subject To Change Without Notice

# Custom Mouldings

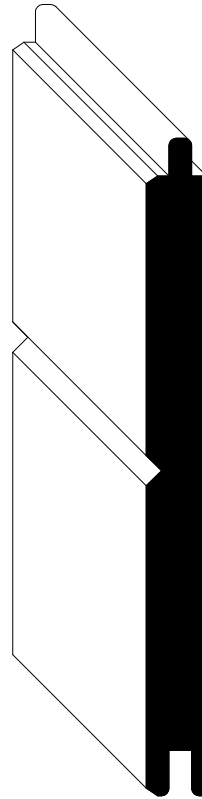
PROFILE ILLUSTRATIONS



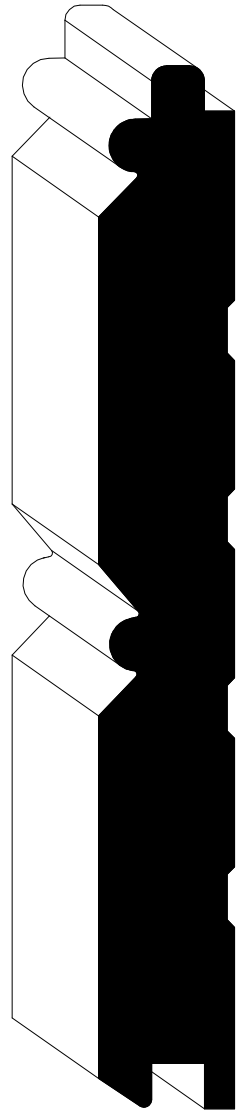
#6704  
V-Joint Wall Sheathing  
5" x 7/16"



#6705  
Wall Board  
5 1/4" x 3/8"



#6706  
Wall Board  
3 1/4" x 5/16"




#6707  
Wall Board  
5 3/8" x 11/16"

Specifications Subject To Change Without Notice

# Custom Mouldings

PROFILE ILLUSTRATIONS




#6708  
Wall Board  
5 5/8" x 5/8"

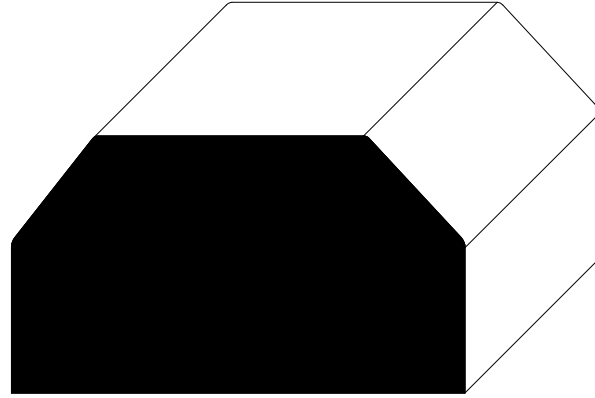
Specifications Subject To Change Without Notice

# Custom Mouldings

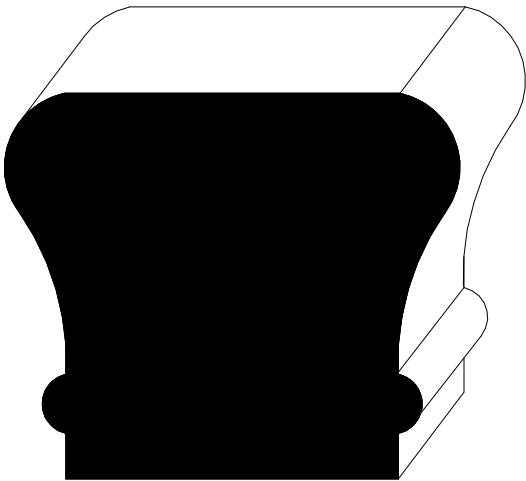
PROFILE ILLUSTRATIONS



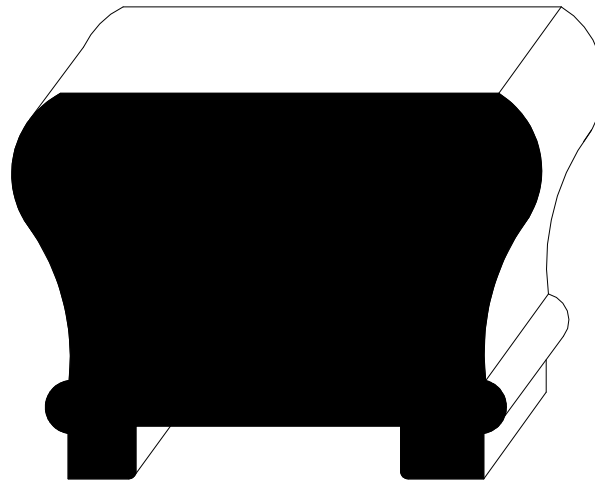
#6801  
Eased 2 Side Handrail  
2 3/8" x 1 1/2"



#6802  
Handrail Shoe  
2 3/8" x 1 5/16"



#6803  
Handrail  
2 3/8" x 2"




#6804  
Handrail  
2 3/4" x 2"

Specifications Subject To Change Without Notice



# Custom Mouldings

PROFILE ILLUSTRATIONS



#6805  
Handrail  
4" x 2"




#6806  
Handrail  
4" x 1 1/2"

Specifications Subject To Change Without Notice

# Custom Mouldings

PROFILE ILLUSTRATIONS



#6807  
Handrail  
5 1/8" x 1 1/2"


Specifications Subject To Change Without Notice

# Custom Mouldings

PROFILE ILLUSTRATIONS



#6901  
Table Edging  
4 1/2" x 1 1/2"



#6902  
Drip Cap  
3 1/2" x 1 3/4"

Specifications Subject To Change Without Notice